

FILTRATION SYSTEM

High Performance Sand Filter - Top Mounted

High performance top mounted sand filters are manufactured with polyester and glass fiber winding for dependable, durable and all weather operation.

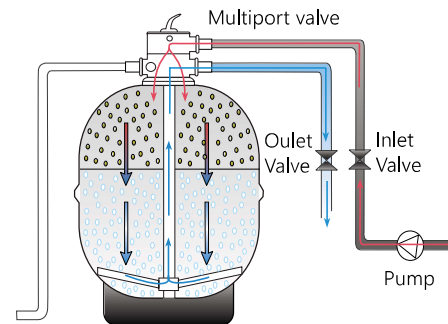
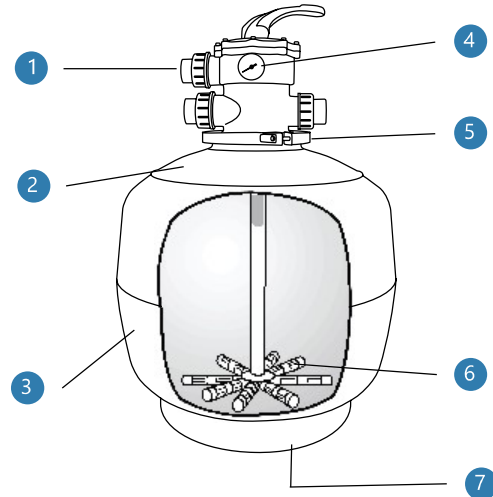
They are economic, but with impressive performance for private pool and Jacuzzi.

Features:

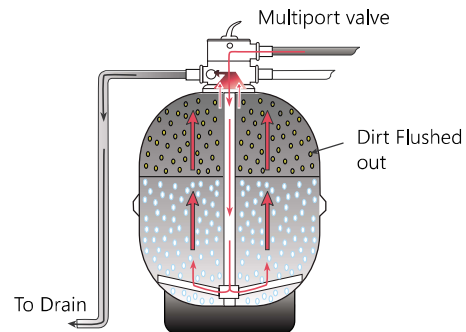
- UV and corrosion resistant.
- Shell thickness over 6mm.
- Hydraulically balanced umbrella - fold laterals for balanced flow, back washing and easy maintenance.
- Multi-port 6-way valve (clamps/bolts mounted) with lever-action handle comes with quick connect unions.
- Integral sight glass for watching backwash cycle.
- Manometer, air-bleed apparatus for monitoring and varying the pressure of filtration system.
- Sand/water drain for rapid winterizing or servicing.
- Maximum working pressure: 2.5 bar.
(4.0 bar available on request)
- Maximum working temperature: 50 degC
- Product with guarantee for structural integrity & the longevity.

Diagram

1. Multiport valve with quick connect barrel unions with BS/ASTM connections
2. Non-corrosive design
3. Special polymer construction
4. Clear Sightglass for backwash inspection
5. Multiport valve clamp ensures easy orientation of the Multiport valve and eliminates the risk of cross threading.
(For model upto 700mm dia filter) (For larger filters, nut & bolt is provided)
6. Hydraulically balanced laterals to maximise water flow & filtration
7. Threaded base for easy maintenance



Filtration mode




Backwash mode

Functions of 6 way (Multi-port) valve

1. Filter	2. Waste	3. Close
4. Backwash	5. Re-circulate	6. Rinse

FILTRATION SYSTEM



Technical Specification

Ref. Code	Diameter (O)	Connection	Flow	Surface Area	Gravel / Sand weight		Pressure	H	A	C	E
	mm				mm	m ³ /h					
AS400T	400	48/50	6.50	0.13	25	50	2.5	765	320	503	554
AS500T	500	48/50	11.52	0.22	25	75	2.5	870	390	600	654
AS650T	650	48/50	16.20	0.28	50	150	2.5	965	565	700	754
AS700T	700	48/50	20.40	0.37	50	200	2.5	1030	690	770	824
AS800T	800	50/63	24.90	0.50	75	250	2.5	1140	790	840	902
AS900T	900	50/63	33.00	0.64	100	325	2.5	1270	790	970	1032
AS1000T	1000	50/63	39.50	0.79	200	500	2.5	1370	790	1070	1032
AS1200T	1200	50/63	56.50	1.13	300	900	2.5	1540	980	1240	1302

Diagram

No.	Description	No.	Description	No.	Description	No.	Description
1.	Screw	7.	Seal washer	13.	O Ring	19.	Drain Cap
2.	Valve Cover	8.	O Ring	14.	Piping Assembly		
3.	O Ring	9.	Transparent Nut	15.	Lateral		
4.	Valve Body	10.	Transparent Cover	16.	Assembled Tank		
5.	Nut	11.	Pressure Gauge	17.	Sand Drain		
6.	Nut	12.	Union Adapter	18.	Gasket		